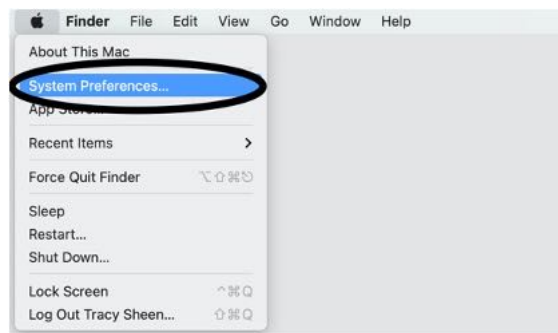


The Digital Guide's Fact Sheet

Find my iPhone/mac

If you're an Apple user, you may not be aware that you have inbuilt support if your device is lost or stolen. It's an app provided by Apple which allows remote location tracking. While 'Find My' won't prevent you from being phished or downloading Ransomware, it will assist if you happen to lose, mis- place or have your device stolen. I can't tell you how many times I've sent chimes out trying to find my phone before I run out the door... It's a super handy little app, and I recommend everyone with any Apple devices have it enabled. To see if you have 'Find my...' enabled on your laptop go to your Apple Log in.



Click on 'Systems Preferences'.

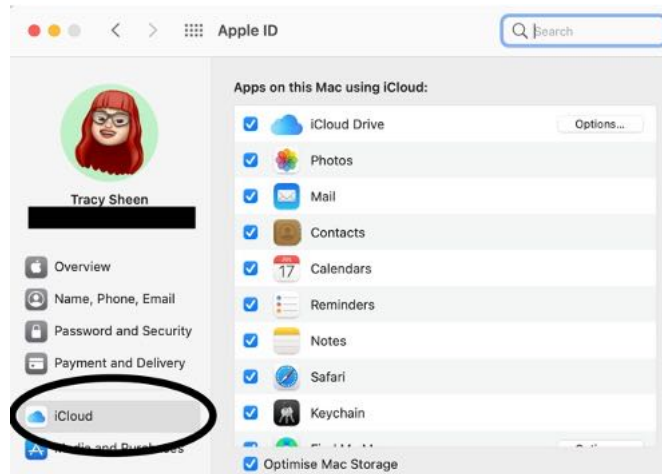


Click on Apple ID.

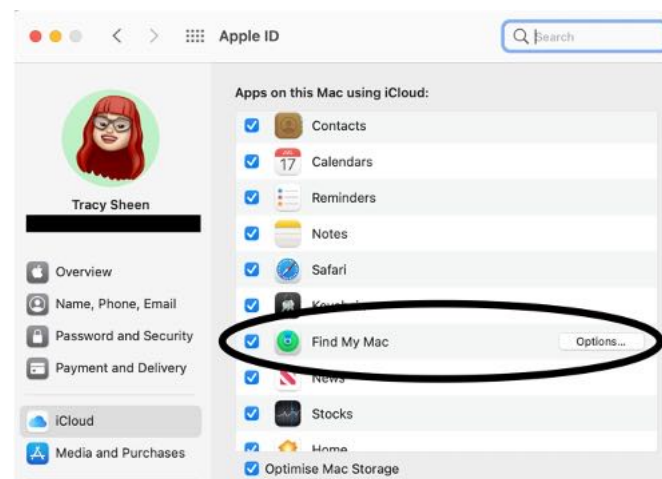


The Digital Guide's Fact Sheet

Click on 'iCloud'.



Click on 'Options' next to 'Find My Mac'.



Toggle the 'on' switch for both 'Find my Mac' and 'Offline finding'. Then click 'Done'.



The Digital Guide's Fact Sheet

You can mimic the same process through your iPhone by going to 'Settings'.

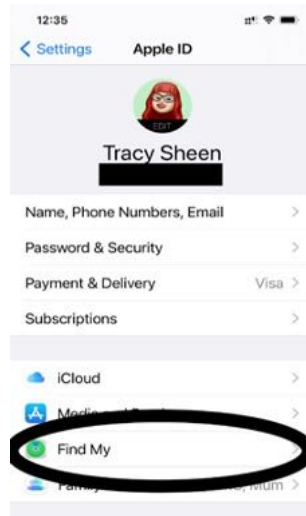


Click on 'Apple ID'.



The Digital Guide's Fact Sheet

Choose 'Find My'.



Make sure 'Find my iPhone' is turned to 'On' and (if you choose) you can then add any family who you would like to be able to find your device if needed.

